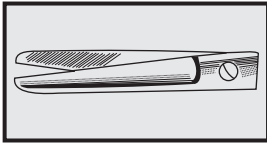




2

Scissors

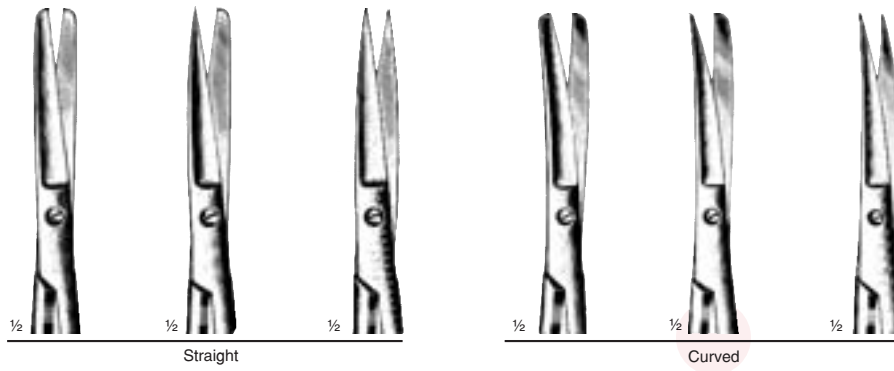




Operating scissors



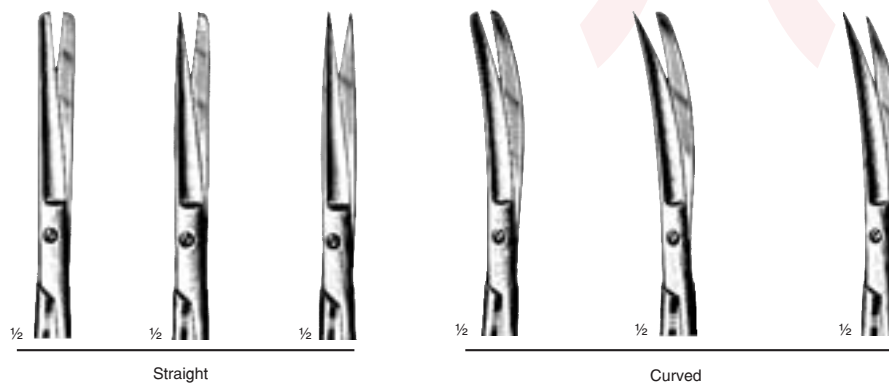
Standard



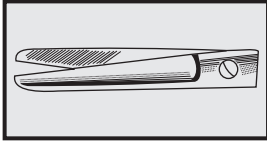
cm	in						
10.5	4¼	DC26-001-10	DC26-003-10	DC26-005-10	DC26-007-10	DC26-009-10	DC26-011-10
11.5	4½	DC26-001-11	DC26-003-11	DC26-005-11	DC26-007-11	DC26-009-11	DC26-011-11
13	5	DC26-001-13	DC26-003-13	DC26-005-13	DC26-007-13	DC26-009-13	DC26-011-13
14.5	5½	DC26-001-14	DC26-003-14	DC26-005-14	DC26-007-14	DC26-009-14	DC26-011-14
15.5	6	DC26-001-15	DC26-003-15	DC26-005-15	DC26-007-15	DC26-009-15	DC26-011-15
16.5	6½	DC26-001-16	DC26-003-16	DC26-005-16	DC26-007-16	DC26-009-16	DC26-011-16



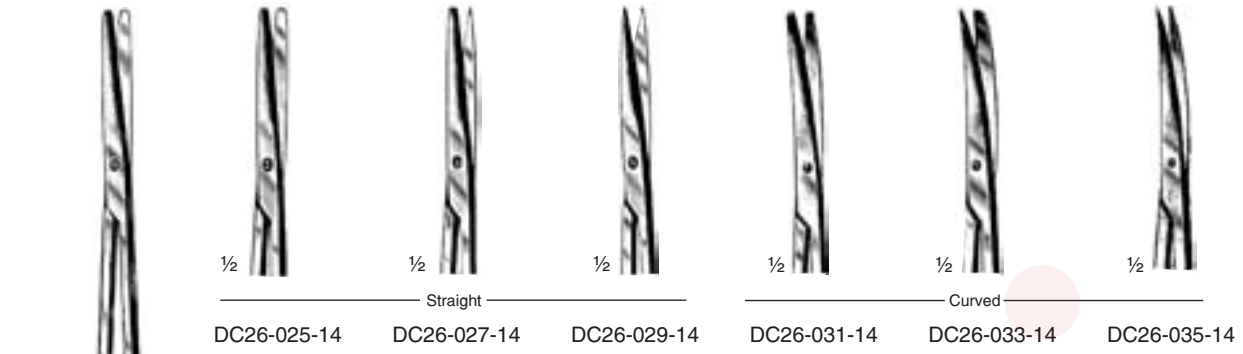
Graziil



cm	in						
13	5	DC26-013-13	DC26-015-13	DC26-017-13	DC26-019-13	DC26-021-13	DC26-023-13
14.5	5½	DC26-013-14	DC26-015-14	DC26-017-14	DC26-019-14	DC26-021-14	DC26-023-14

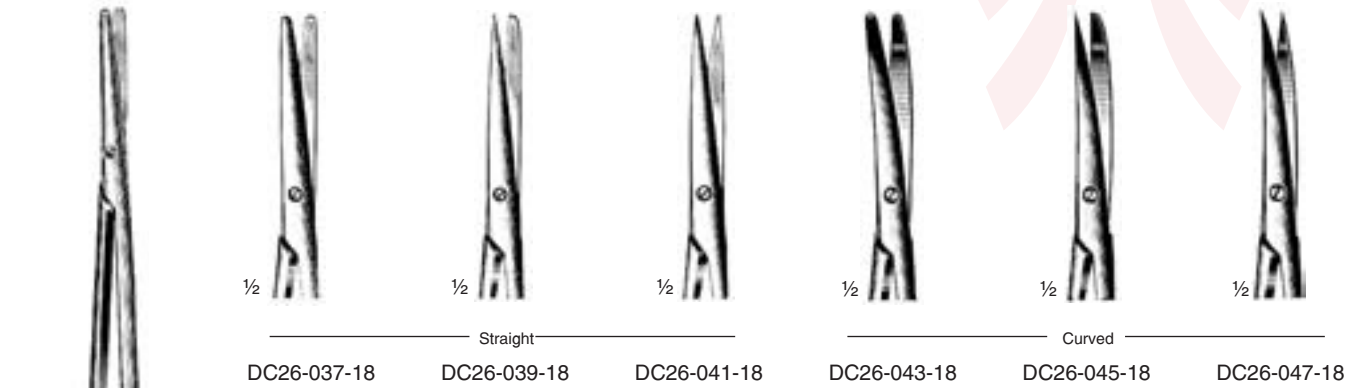


Operating scissors

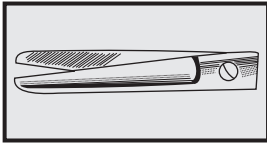


1/2
Metzenbaum
14.5 cm / 5 1/2"

ACMA
INTERNATIONAL




1/2
Metzenbaum-Nelson
18 cm / 7"



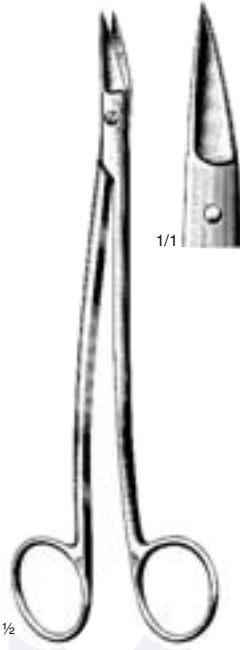
Fine Operating Scissors



Kelly
16 cm / 6½"
DC26-049-16



Prince
18 cm / 7"
AE 02-051-18



Dean
17 cm / 6¾"
DC26-053-17



12 cm / 4¾"



DC26-055-12



DC26-057-12

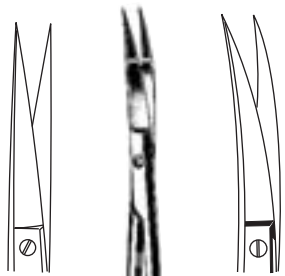


DC26-059-12



DC26-061-12

INTERNATIONAL



13 cm / 5"
DC26-065-13



13 cm / 5"
DC26-067-13



12 cm / 4¾"
DC26-069-12



12 cm / 4¾"
DC26-071-12



11.5 cm / 4½"
DC26-075-11
Curved



1/1



Wagner
13 cm / 5"



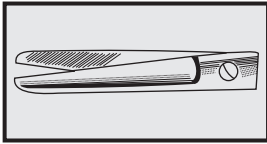
Wagner
12 cm / 4¾"



11.5 cm / 4½"
DC26-073-11
Straight



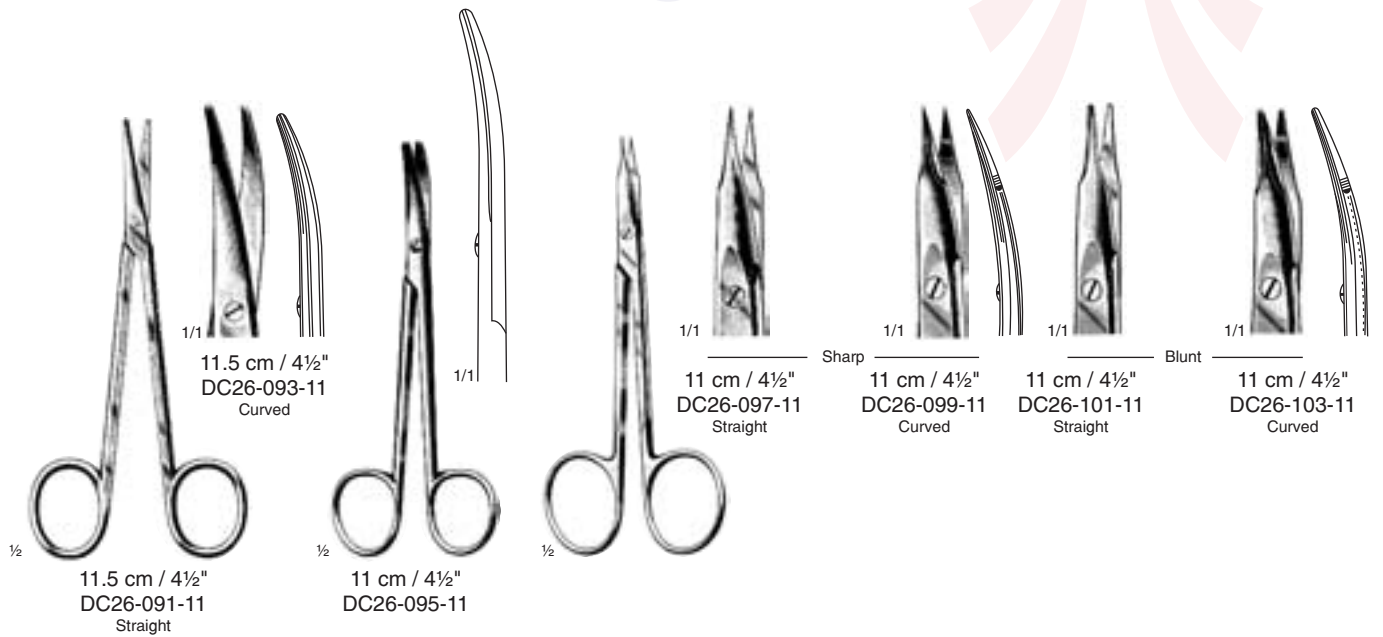
Locklin
16 cm / 6¼"
DC26-077-16
Saw edge



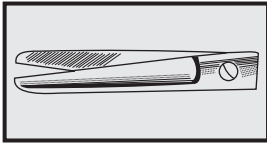
Fine Operating Scissors



cm	in	Straight	Curved	Straight	Curved	Straight	Curved
9	3½			DC26-083-09	DC26-085-09		
10	4			DC26-083-10	DC26-085-10		
11	4½	DC26-079-11	DC26-081-11	DC26-083-11	DC26-085-11	DC26-087-11	DC26-089-11
11.5	4½						



DC26-083-09 DC26-089-11 Iris Scissors



Ligature Scissors



1/2
13 cm / 5"
DC26-105-13



1/2
Spencer
9 cm / 3 1/2"
DC26-107-09



1/2
Spencer
13 cm / 5"
DC26-109-13



1/2
Buck
14.5 cm / 5 1/2"
DC26-111-14
18 cm / 7"
DC26-111-18



1/2
12 cm / 4 3/4"
DC26-113-12



1/2
Littauer
14 cm / 5 1/2"
DC26-115-14



1/2
Heath
15 cm / 6"
DC26-117-15

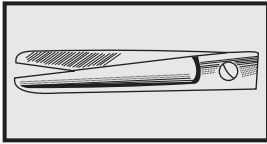


1/2
Shoemaker-Loth
13 cm / 5"
DC26-119-13



1/2
Eiselsberg
12 cm / 4 3/4"
DC26-121-12

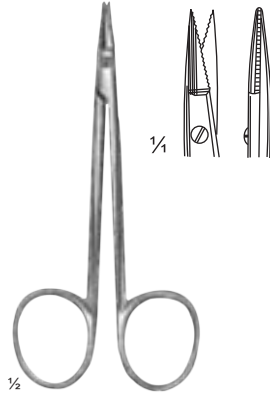
DC26-105-13 DC26-121-12 Ligature Scissors



Wire & Plate Shears



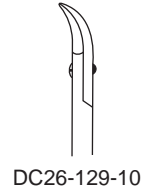
Universal
12 cm / 4 3/4"
DC26-123-12
Saw edge



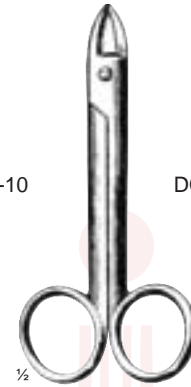
10 cm / 4"
DC26-125-10
Saw edge



DC26-127-10



DC26-129-10



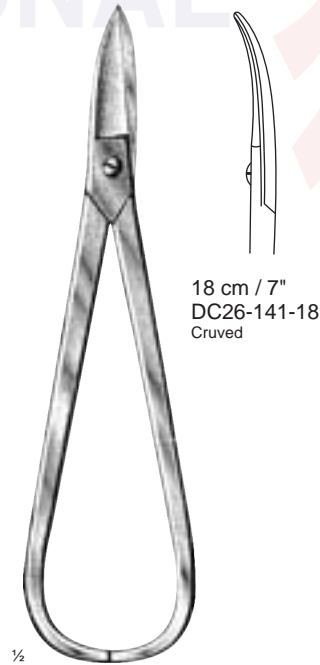
Beebee
10 cm / 4"
Blunt



Beebee
10 cm / 4"
DC26-131-10
Sharp

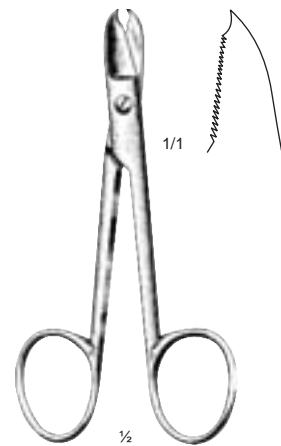


Special
12 cm / 4 3/4"
DC26-135-12
Curved
Saw edge



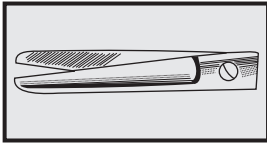
18 cm / 7"
DC26-141-18
Curved

18 cm / 7"
DC26-139-18
Straight



12 cm / 4 3/4"
DC26-143-12
Saw edge

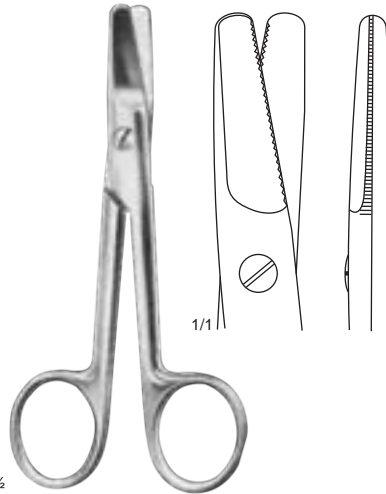
ACMA INTERNATIONAL



Various Scissors



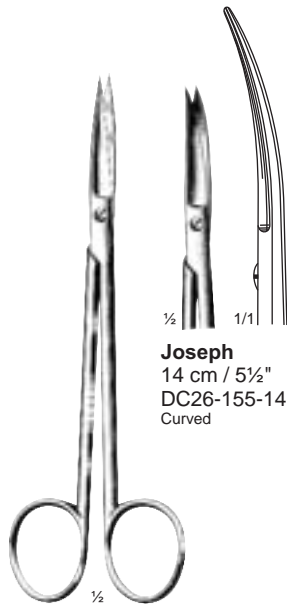
10.5 cm / 4"
DC26-145-10
Saw edge



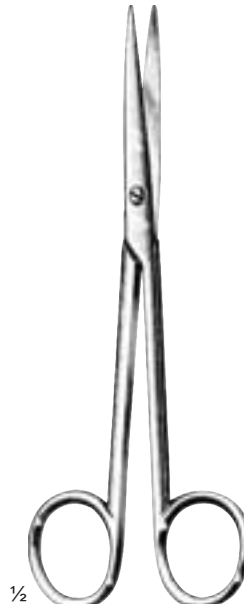
Harvey
12.5 cm / 5"
DC26-147-12



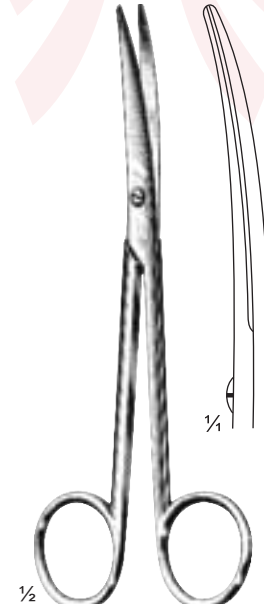
Sanvenero
14 cm / 5½"
DC26-149-14
Straight



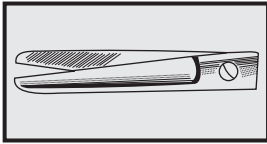
Joseph
14 cm / 5½"
DC26-155-14
Curved



Lexer
16cm/6 ¼"
DC26-157-16
21cm/8 ½"
DC26-159-21



Lexer
16cm/6 ¼"
DC26-161-16
21cm/8 ½"
DC26-163-21

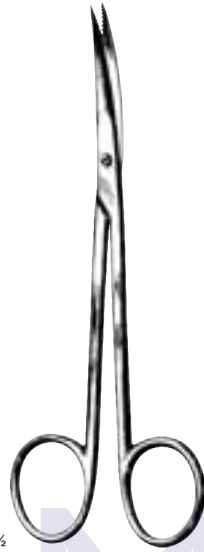


Gum Scissors & Gum Guillotine Forceps



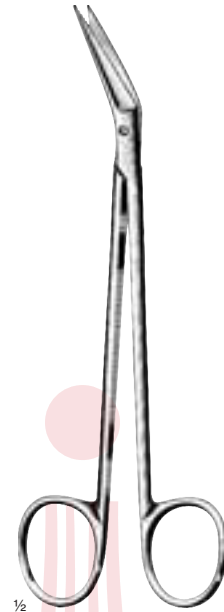
1/2

Metzenbaum
14.5 cm / 5 1/2"
DC26-165-14
saw edge, straight



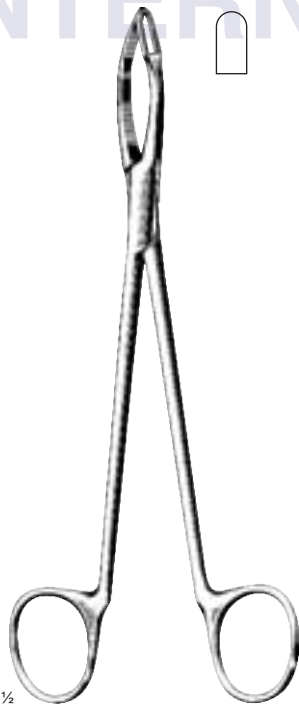
1/2

Metzenbaum
14.5 cm / 5 1/2"
DC26-167-14
saw edge, curved




1/2

Locklin
16 cm / 6 1/4"
DC26-173-16
saw edge



1/2

Modell USA
18 cm / 7"
DC26-175-18

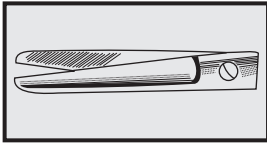


1/1



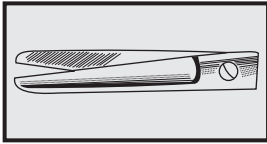
1/2

Tomati
19 cm / 7 1/2"
DC26-177-19

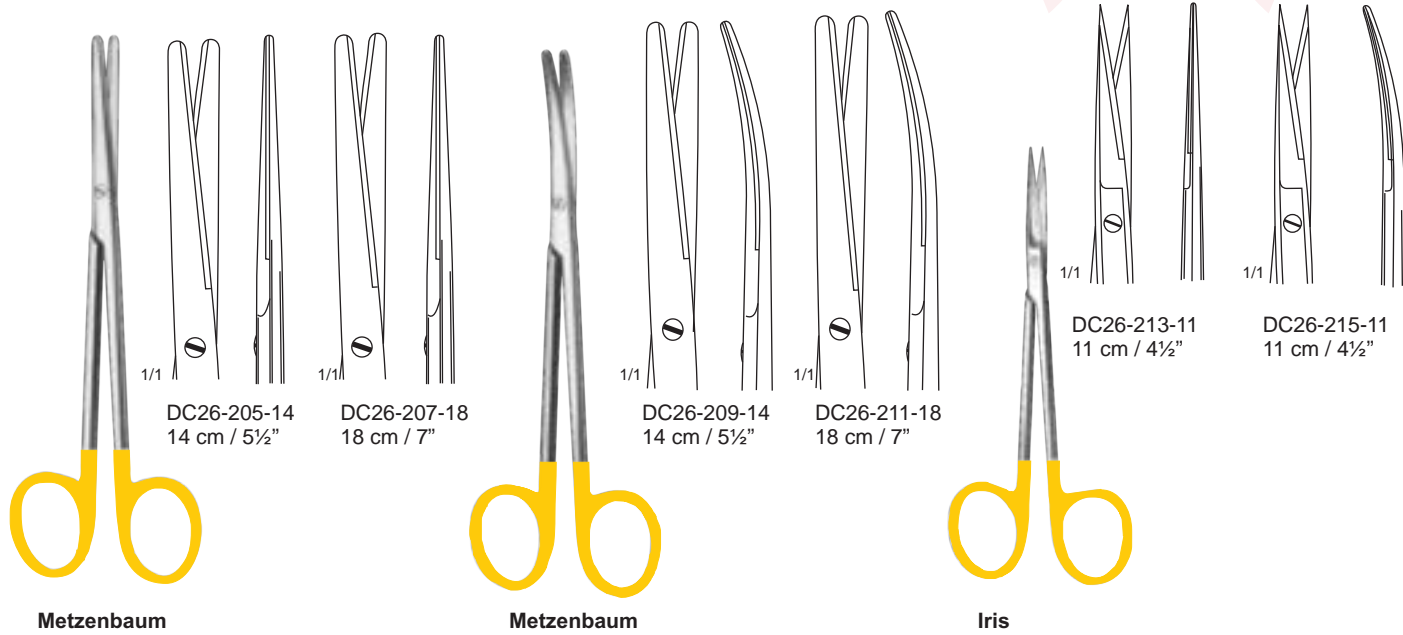


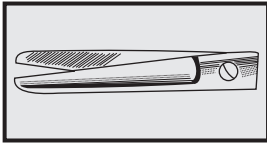
Scissors



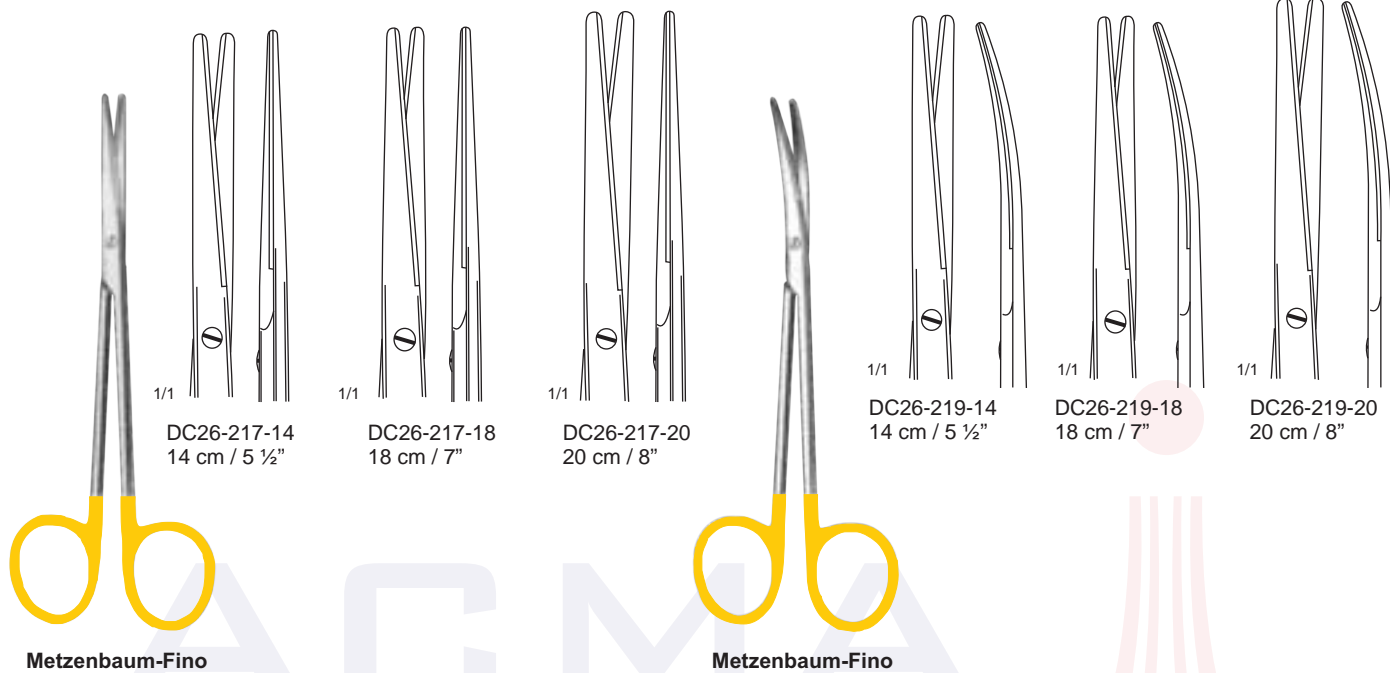


Scissors with tungsten carbide inserts





Scissors with tungsten carbide inserts



ACMA
INTERNATIONAL

